

ACCEPTED  
FOR REGISTRATION

June 14, 2022

New York State Department  
of Environmental Conservation

Division of Solid & Hazardous Materials  
Pesticide Product Registration

Classified for  
"RESTRICTED USE"  
in New York State  
under 6NYCRR Part 326

HEXYTHIAZOX GROUP 10A ACARICIDE



# HEXAMITE 1AQ SELECT™

Doc. ID 581419

ACARICIDE

ACTIVE INGREDIENT:	Hexythiazox	% By Wt.
<i>trans</i> -5-(4-Chlorophenyl)-N-cyclohexyl-4-methyl-2-oxothiazolidine-3-carboxamide .....		11.80%
<b>OTHER INGREDIENTS*</b> .....		88.20%
<b>TOTAL:</b> .....		100.00%

Hexythiazox SPC contains 1.0 lb. active ingredient per gallon

\*Contains Petroleum Distillate

## KEEP OUT OF REACH OF CHILDREN CAUTION

Refer to inside booklet for additional FIRST AID, PRECAUTIONARY STATEMENTS and  
complete DIRECTIONS FOR USE

EPA Reg. No. 89442-59  
EPA Est. No. 48234-GA-001  
AD021022

  
**PRIME SOURCE™**  
A DIVISION OF ALBAUGH, LLC

Manufactured For:  
Prime Source, a division of Albaugh LLC  
1525 NE 36th Street  
Ankeny, IA 50021

Job 199694

#### FIRST AID

<b>IF ON SKIN OR CLOTHING</b>	<ul style="list-style-type: none"><li>• Take off contaminated clothing.</li><li>• Rinse skin immediately with plenty of water for 15-20 minutes.</li><li>• Call a poison control center or doctor for treatment advice.</li></ul>
<b>IF IN EYES</b>	<ul style="list-style-type: none"><li>• Hold eye open and rinse slowly and gently with water for 15-20 minutes.</li><li>• Remove contact lenses, if present, after the first 5 minutes, then continue rinsing.</li><li>• Call a poison control center or doctor for treatment advice.</li></ul>
<b>IF SWALLOWED</b>	<ul style="list-style-type: none"><li>• Call a poison control center or doctor immediately for treatment advice.</li><li>• <b>DO NOT</b> induce vomiting unless told to do so by the poison control center or doctor.</li><li>• <b>DO NOT</b> give any liquid to the person.</li><li>• <b>DO NOT</b> give anything by mouth to an unconscious person</li></ul>
<b>IF INHALED</b>	<ul style="list-style-type: none"><li>• Move person to fresh air.</li><li>• If person is not breathing, call 911 or an ambulance, then give artificial respiration, preferably by mouth-to-mouth, if possible.</li><li>• Call a poison control center or doctor for further treatment advice.</li></ul>

**HOT LINE NUMBER:** Have the product container or label with you when calling a poison control center or doctor, or going for treatment. For additional information on this pesticide product, including health concerns, medical emergencies, or pesticide incidents, you may call **CHEMTREC®** at 1-800-424-9300, 24 hours per day, 7 days per week.

**NOTE TO PHYSICIAN:** May pose an aspiration pneumonia hazard. **Contains petroleum distillate.** Vomiting may cause aspiration pneumonia.

#### PRECAUTIONARY STATEMENTS

##### HAZARDS TO HUMANS AND DOMESTIC ANIMALS

**CAUTION.** Contains petroleum distillate. Avoid contact with eyes, skin, or clothing. Causes moderate eye irritation. Harmful if swallowed, inhaled or absorbed through skin. Avoid breathing vapor or spray mist. Wash hands thoroughly with soap and water after handling and before eating, drinking, chewing gum, using tobacco, or using the toilet. Remove and wash contaminated clothing before reuse.

### PERSONAL PROTECTIVE EQUIPMENT (PPE)

Applicators and other handlers must wear:

- Long-sleeved shirt and long pants
- Chemical resistant gloves made of barrier laminate or viton  $\geq$  14 mils
- Shoes plus socks

Follow manufacturer's instructions for cleaning/maintaining PPE. If no such instructions for washables exists, use detergent and hot water. Keep and wash PPE separately from other laundry.

### USER SAFETY RECOMMENDATIONS

Users should:

- Wash hands before eating, drinking, chewing gum, using tobacco or using the toilet.
- Remove clothing/PPE immediately if pesticide gets inside. Then wash thoroughly and put on clean clothing.
- Remove PPE immediately after handling this product. Wash the outside of gloves before removing. As soon as possible, wash thoroughly and change clothing.

### ENVIRONMENTAL HAZARDS

This pesticide is toxic to fish and aquatic invertebrates. **DO NOT** apply directly to water, or to areas where surface water is present, or to intertidal areas below the mean high water mark. Drift and runoff from treated areas may be hazardous to aquatic organisms in neighboring areas. **DO NOT** contaminate water when cleaning equipment or when disposing of equipment washwaters.

### PHYSICAL OR CHEMICAL HAZARDS

**DO NOT** use, pour, spill or store near heat or open flame.

**DO NOT** mix or allow coming in contact with oxidizing agents. Hazardous chemical reaction may occur.

### PRODUCT INFORMATION

HEXAMITE 1AQ SELECT is recommended for use as a foliar application in labeled crops. HEXAMITE 1AQ SELECT provides effective control of Tetranychid spider mite species. It is an emulsion to be mixed with water and applied as a spray.

HEXAMITE 1AQ SELECT controls mites through activity on eggs and immature stages. Control is achieved from either direct contact with the spray or from contact with treated plant surfaces. Through its ovicidal activity, HEXAMITE 1AQ SELECT controls newly deposited mite eggs and eggs which are laid after application. HEXAMITE 1AQ SELECT is also highly effective in controlling immature motile stages of target mite species that are sprayed or move onto treated surfaces. Adult mites are not directly affected. However, eggs produced by females in contact with treated surfaces will be rendered nonviable. HEXAMITE 1AQ SELECT provides residual control of pest mite species. The degree and duration of control is dependent on the rate used, growth stage of the mite, species of mite, and climatic conditions under which the material is applied.

### DIRECTIONS FOR USE

It is a violation of Federal law to use this product in a manner inconsistent with its labeling.

#### USE RESTRICTIONS ON ALL CROPS

- Apply this product only as specified on the EPA approved label and any supplemental labeling.
- **Do not** graze or feed livestock on cover crops growing in treated areas.
- Apply HEXAMITE 1AQ SELECT prior to adult mite build up. HEXAMITE 1AQ SELECT will not control adult spider mites. Use higher labeled rates on moderate-to-high mite infestations or for larger plants with a dense canopy. If adult mites are present in medium-to-high populations, better results may be obtained using HEXAMITE 1AQ SELECT in combination with a registered contact adulticide. The use of less than label rates is not recommended with HEXAMITE 1AQ SELECT.
- **Do not** make more than one application of HEXAMITE 1AQ SELECT or any other Hexythiazox product to the same crop per year.
- **Do not** apply more than 24 ounces of formulated product (0.19 lb hexythiazox) per acre per calendar year.
- **Do not** apply this product in a way that will contact workers or other person, either directly or through drift. Only protected handlers may be in the area during application.
- **Do not** plant rotational crops other than those on this label within 120 days of this application.
- For any requirements specific to your State or Tribe, consult the agency responsible for pesticide regulation.

#### AGRICULTURAL USE REQUIREMENTS

Use this product only in accordance with its labeling and with the Worker Protection Standard, 40 CFR Part 170. This Standard contains requirements for the protection of agricultural workers on farms, forests, nurseries, and greenhouses, and handlers of agricultural pesticides. It contains requirements for training, decontamination, notification, and emergency assistance. It also contains specific instructions and exceptions pertaining to the statements on this label about personal protective equipment (PPE) and restricted-entry intervals. The requirements in this box only apply to uses of this product that are covered by the Worker Protection Standard.

Do not enter or allow worker entry into treated areas during the restricted-entry interval (REI) of 12 hours.

PPE required for early entry to treated areas that is permitted under the Worker Protection Standard and that involves contact with anything that has been treated, such as plants, soil, or water is:

- Coveralls over long-sleeved shirt and long pants
- Chemical-resistant gloves made of barrier laminate or viton  $\geq$  14 mils
- Shoes plus socks

#### NON-AGRICULTURAL USE REQUIREMENTS

The requirements in this box apply to uses of this product that are NOT within the scope of the Worker Protection Standard for agricultural pesticides (40 CFR Part 170). The WPS applies when this product is used to produce agricultural plants in farms, forests, nurseries, or greenhouses.

**REENTRY:** Keep children, pets and unprotected persons out of treated areas until sprays have dried.

**Managing Mite Resistance:** For resistance-management, HEXAMITE 1AQ SELECT contains a Group 10A acaricide. Any mite population may contain individuals naturally resistant to HEXAMITE 1AQ SELECT and other Group 10A acaricides. The resistant individuals may dominate the mite population if this group of acaricides are used repeatedly in the same fields. Appropriate resistance management strategies should be followed. To reduce the potential for developing mite resistance, rotate to an acaricide with a different mode of action. Monitor treated pest populations for resistance development. Read product label before applying any acaricide and follow label directions.

To delay mite resistance, take the following steps:

- Rotate the use of HEXAMITE 1AQ SELECT or other Group 10A acaricides within a growing season, or among growing seasons, with different groups that control the same pests. Avoid application of more than the maximum seasonal use rate or the total number of consecutive sprays of HEXAMITE 1AQ SELECT per season.
- Use tank mixtures with acaricides from a different group that are equally effective on the target pest when such use is permitted. Do not rely on the same mixture repeatedly for the same pest population. Consider any known cross-resistance issues (for the targeted pests) between the individual components of a mixture. In addition, consider the following recommendations provided by the Insecticide Resistance Action Committee (IRAC):
  - Individual acaricides selected for use in mixtures should be highly effective and be applied at the rates at which they are individually registered for use against the target species.
  - Mixtures with components having the same IRAC mode of action classification are not recommended for mite resistance management.
  - When using mixtures, consider any known cross-resistance issues between the individual components for the targeted pest(s).
  - Mixtures become less effective if resistance is already developing to one or both active ingredients, but they may still provide pest management benefits.
  - The mite resistance management benefits of an insecticide mixture are greatest if the two components have similar periods of residual acaricidal activity. Mixtures of acaricides with unequal periods of residual mite activity may offer a mite resistance management benefit only for the period where both acaricides are active.
- Adopt an integrated pest management program for acaricides use that includes scouting, uses historical information related to pesticide use, crop rotation, record keeping, and which considers cultural, biological and other chemical control practices.
- Monitor after application for unexpected target pest survival. If the level of survival suggests the presence of resistance, consult with your local university specialist or certified pest control advisor.
- Contact your local extension specialist or certified crop advisors for any additional pesticide resistance management and/or IPM recommendations for the specific site and pest problems in your area.
- For further information or to report suspected resistance contact Prime Source, a division of Albaugh, LLC 1-800-247-8013.

**Mixing Directions:**

- Turn on spray tank agitation. Pour recommended amount of this material on the surface of water in a nearly filled spray tank.
- Add balance of water to fill the tank.
- Keep agitator running during filling and spraying operations. Do not allow mixture to stand.

**Compatibility:** HEXAMITE 1AQ SELECT is compatible with most crop protection chemicals. However, all possible combinations have not been evaluated. Before full-scale mixing of HEXAMITE 1AQ SELECT with other products, test mix small proportionate quantities of each to ensure compatibility. Do not mix or allow coming in contact with oxidizing agent. Hazardous Chemical reaction may occur.

**Phytotoxicity:** As is common with most emulsion formulations, adverse effects such as spotting or discoloration of the treated surfaces can occur. Some conditions known to contribute to phytotoxicity include, but are not limited to, high temperatures, poor spray drying conditions, excessive spray deposit or run-off, certain spray mixtures, stage of crop development or tank mixes with other pesticides.

**Application Information:** Use sufficient spray volume to obtain thorough, uniform coverage of all plant surfaces. Apply using ground equipment, chemigation or air unless otherwise specified under the crop use directions. This product is for use in commercial plantings. **It is also intended for use in home plantings and ornamental landscaping by licensed commercial pesticide applicators.**

**Important:** HEXAMITE 1AQ SELECT is a 1 pound active ingredient per gallon emulsion to be diluted with water for application in commercial plantings, home plantings and ornamental landscaping by a licensed commercial pesticide applicator.

**Use Recommendations:** For best results, apply HEXAMITE 1AQ SELECT at first sign of mites before adult mite build up. HEXAMITE 1AQ SELECT will not control adult spider mites. Use higher labeled rates on moderate to high mite infestations, large trees with dense foliage, or for extended residual control. The lowest rate of HEXAMITE 1AQ SELECT may be used in conjunction with other IPM strategies, or for shorter residual control later in the season. The use of less than label rates is not recommended since it will result in poor performance and contribute to resistance development. If adult mites are present in medium to high populations, better results may be obtained using HEXAMITE 1AQ SELECT in combination with a registered contact adulticide. HEXAMITE 1AQ SELECT may be tank mixed with horticultural grade oil. Refer to all precautions regarding phytotoxicity on the oil label.

It is the pesticide user's responsibility to ensure that all products are registered for the intended use. Read and follow the applicable restrictions and limitations and directions for use on all product labels involved in tank mixing. Users must follow the most restrictive directions for use and precautionary statements of each product in the tank mixture.

**RESTRICTION:** Do not make more than one application of HEXAMITE 1AQ SELECT per year.

**Chemigation Systems:** HEXAMITE 1AQ SELECT may be applied through irrigation systems (chemigation) to any crop on the HEXAMITE 1AQ SELECT label unless otherwise specified under the crop comments or on supplemental labeling supplied by Prime Source, a division of Albaugh, LLC. Do not allow chemigation to run off field.

**Types of Irrigation Systems:** Apply HEXAMITE 1AQ SELECT only through sprinkler, including center pivot, lateral move, Low Energy Precision Applications (LEPA), end tow, side (wheel) roll, traveler, big gun, solid set, or hand move irrigation systems. Do not apply HEXAMITE 1AQ SELECT through any other type of irrigation system.

#### **USE DIRECTIONS FOR ALL RECOMMENDED TYPES OF IRRIGATION SYSTEMS**

**Uniform Water Distribution and System Calibration:** The irrigation system must provide uniform distribution of treated water. Crop injury, lack of effectiveness, or illegal pesticide residues in the crop can result from non-uniform distribution of treated water. The system must be calibrated to uniformly apply the rates specified. If you have questions about calibration, you should contact State Extension Service specialists, equipment manufacturers or other experts. For best results apply at 100% input/travel speed, for center pivots or 0.10 inch (2,716 gallons) up to 0.15 inch (4,073 gallons) of water/A, for other systems. Higher labeled rates of HEXAMITE 1AQ SELECT may be necessary for chemigation applications.

**Chemigation Monitoring:** A person knowledgeable of the chemigation system and responsible for its operation, or under the supervision of the responsible person, shall shut the system down and make necessary adjustments should the need arise.

**Drift:** Do not apply when wind speed favors drift beyond the area intended for treatment.

**Required System Safety Devices:** The system must contain a functional check valve, vacuum relief valve, and low-pressure drain appropriately located on the irrigation pipeline to prevent water source contamination from backflow. The pesticide injection pipeline must contain a functional, automatic, quick-closing check valve to prevent the flow of fluid back toward the injection pump. The pesticide injection pipeline must also contain a functional, normally closed, solenoid-operated valve located



on the intake side of the injection pump and connected to the system interlock to prevent fluid from being withdrawn from the supply tank when the irrigation system is either automatically or manually shut down. The system must contain functional interlocking controls to automatically shut off the pesticide injection pump when the water pump motor stops. The irrigation line or water pump must include a functional pressure switch that will stop the water pump motor when the water pressure decreases to the point where pesticide distribution is adversely affected. Systems must use a metering pump; such as a positive displacement injection pump (e.g., diaphragm pump) effectively designed and constructed of materials that are compatible with pesticides and capable of being fitted with a system interlock.

**Using Water from Public Water Systems:** Public water system means a system for the provision to the public of piped water for human consumption if such system has at least 15 service connections or regular serves an average of at least 25 individuals daily at least 60 days out of the year. Chemigation systems connected to public water systems must contain a functional, reduced-pressure zone, back flow preventer (RPZ) or the functional equivalent in the water supply line upstream from the point of pesticide introduction. As an option to the RPZ, the water from the public water system should be discharged into a reservoir tank prior to pesticide introduction. There shall be a complete physical break (air gap) between the flow outlet end of the fill pipe and the top or overflow rim of the reservoir tank of at least twice the inside diameter of the fill pipe. The pesticide injection pipeline must contain a functional, automatic, quick-closing check valve to prevent the flow of fluid back toward the injection. The pesticide injection pipeline must contain a functional, normally closed, solenoid-operated valve located on the intake side of the injection pump and connected to the system interlock to prevent fluid from being withdrawn from the supply tank when the irrigation system is either automatically or manually shut down. The system must contain functional interlocking controls to automatically shut off the pesticide injection pump when the water pump motor stops, or in cases where there is no water pump, when the water pressure decreases to the point where pesticide distribution is adversely affected.

Systems must use a metering pump, such as a positive displacement injection pump (e.g., diaphragm pump) effectively designed and constructed of materials that are compatible with pesticides and capable of being fitted with a system interlock.

**Cleaning the Chemical Injection System:** In order to accurately apply pesticides, the chemical injection system must be kept clean; free of chemical or fertilizer residues and sediments. Refer to your owner's manual or ask your equipment supplier for the cleaning procedure for your injection system.

**Flushing the Irrigation System:** At the end of the application period, allow time for all lines to flush the pesticide through all nozzles or emitters before turning off irrigation water. To ensure the lines are flushed and free of pesticides, a dye indicator may be injected into the lines to mark the end of the application period.

**Equipment Area Contamination Prevention**

It is recommended that nozzles in the immediate area of control panels, chemical supply tanks, pumps and system safety devices be plugged to prevent chemical contamination of these areas.

**Center-Pivot and Automatic-Move Linear Systems:** Inject the specified dosage per acre continuously for one complete revolution or move of the system. DO NOT USE END GUNS. The system should be run at maximum speed.

**Solid Set and Manually Controlled Linear Systems:** Injection should be during the last 30 to 60 minutes of regular irrigation period or as a separate 30 to 60 minute application not associated with a regular irrigation. DO NOT USE END GUNS.

### APPLICATION DIRECTIONS

PREHARVEST INTERVAL: The required days between the last application and harvest are given in ( ) after each crop name in the following table.

CROP	PEST	RATE	USE DIRECTIONS
<b>CHRISTMAS TREE, CHRISTMAS TREE PLANTATIONS</b>	Pacific Spider Mite, Spruce Spider Mite, Two-spotted Spider Mite	12 – 24 ozs/acre OR 4 – 8 ozs / 100 gal	<b>Ground Application:</b> Apply at recommended rates. <b>Air application:</b> Apply in 2-10 gallons finished spray per acre. For best coverage, apply in two opposing passes of 5 gallons each. <b>Chemigation:</b> see details under Chemigation Systems.
	<b>RESTRICTION:</b> Do not make more than one application per calendar year.		
<b>GREENHOUSE TOMATOES (1)</b> (including tomatoes grown for transplant)	Tetranychid Mites (such as European Red Mite and Two- spotted Spider Mite)	12 – 24 ozs/acre OR 4 – 8 ozs / 100 gal OR 0.28 – 0.55 ozs/1000 sq ft	Use sufficient volume of water to obtain complete coverage but not less than 20 gallons per acre.
	<b>RESTRICTIONS:</b> Do not make more than one application per calendar year. Do not apply more than 24 ounces of formulated product (0.19 lb hexythiazox) per acre per calendar year.		

(continued)

**APPLICATION DIRECTIONS (cont.)**

<b>CROP</b>	<b>PEST</b>	<b>RATE</b>	<b>USE DIRECTIONS</b>
<b>ORNAMENTAL PLANTS AND NONBEARING FRUIT TREES AND VINES</b> Growing in Nurseries, Greenhouses, Shadehouses and Christmas Tree Plantations	Arborvitae Spider Mite	12 – 24 ozs/acre	When using high-volume dilute sprays, do not exceed the maximum per acre rate or apply less than the minimum labeled rate. For concentrate equipment, use the recommended rate per acre. Apply to lawns and turf at the first signs of egg deposition.
	European Red Mite	OR	
	Honeylocust Spider Mite	4 – 8 ozs / 100 gal	
	Pacific Spider Mite	OR	
	Southern Red Mite	0.28 – 0.55	
	Spruce Spider Mite	ozs/1000 sq ft	
	Strawberry Spider Mite		
	Two-spotted Spider Mite		
	Willamette Mite		
	Banks Grass Mite, Clover Mite, Brown Wheat Mite		
<b>ESTABLISHED ORNAMENTAL LANDSCAPE PLANTINGS</b> Including those in: Interiorscapes, Residences, Public Areas, Commercial Areas, Institutional Areas, Industrial Areas, Rights of way and other easements, and Recreational sites such as campgrounds, golfcourses, parks and athletic fields			

*(continued)*

**APPLICATION DIRECTIONS (cont.)**

CROP	PEST	RATE	USE DIRECTIONS
<b>ORNAMENTAL LAWNS AND TURF (including residential)</b> Except California			
<b>NON-RESIDENTIAL TURFGRASS</b> (including turf grown for sod, turf grown to produce seed, or turf for research purposes) Except California			
<b>RESIDENTIAL POME FRUIT GROUP 11-10</b> (such as apple, pear) (28) <b>RESIDENTIAL STONE FRUIT GROUP</b> (such as peach, plum, nectarine) (7) <b>RESIDENTIAL NUT TREES GROUP AND PISTACHIOS</b> (such as Almond, pistachio) (7)	European Red Mite Pacific Spider Mite Strawberry Spider Mite Two-spotted Spider Mite Willamette Mite Pecan Leaf Scorch Mite Citrus Red Mite	12 – 24 ozs/acre OR 4 – 8 ozs / 100 gal	When using high-volume dilute sprays, do not exceed the maximum per acre rate or apply less than the minimum labeled rate. For concentrate equipment, use the recommended rate per acre.
<b>RESTRICTIONS:</b> Do not make more than one application per calendar year. For D'Anjou or Bosc pear varieties, use higher labeled rates (16-24 oz./acre).			

*(continued)*

**APPLICATION DIRECTIONS (cont.)**

<b>CROP</b>	<b>PEST</b>	<b>RATE</b>	<b>USE DIRECTIONS</b>
<b>ORCHIDS</b>	Arborvitae Spider Mite	12 – 24 ozs/acre OR	When using high-volume dilute sprays, do not exceed the maximum per acre rate. For concentrate equipment, use the recommended rate per acre.  Note: If used on orchids, apply prior to bloom formation.
	European Red Mite		
	Honeylocust Spider Mite	4 – 8 ozs / 100 gal OR	
	Pacific Spider Mite	0.28 – 0.55	
	Southern Red Mite	ozs/1000 sq ft	
	Spruce Spider Mite		
	Strawberry Spider Mite		
	Two-spotted Spider Mite		
	Willamette Mite		
<b>PEPPER/EGGPLANT SUBGROUP 8-10B (1)</b> African eggplant; bell pepper; eggplant; martynia; nonbell pepper; okra; pea eggplant; pepino; roselle; scarlet eggplant; cultivars, varieties, and/or hybrids of these	Tetranychid Mites (such as Two-spotted Spider Mite)	12 – 24 ozs/acre OR	Ground Application: Apply a minimum of 20 gallon finished spray per acre. Air application: Apply a minimum of 20 gallons finished spray per acre. Chemigation: see details under Chemigation Systems.
	Pacific Spider Mite	4 – 8 ozs / 100 gal OR	
	Strawberry Spider Mite	0.28 – 0.55	
	Mite	ozs/1000 sq ft	
<b>RESTRICTIONS:</b> Do not make more than one application per calendar year. Do not apply more than 24 ounces of formulated product (0.19 lb hexythiazox) per acre per calendar year.			

## STORAGE AND DISPOSAL

**DO NOT** contaminate water, food or feed by storage or disposal.

**PESTICIDE STORAGE:** **DO NOT** use or store near heat or open flame. Keep this product in its tightly closed original container. Store in a cool, dry (preferably locked) area that is away from other pesticides, fertilizers, food, or feed, in a place that is inaccessible to children and animals. Do not mix or allow coming in contact with oxidizing agent. Hazardous chemical reaction may occur.

**PESTICIDE DISPOSAL:** Wastes resulting from the use of this product may be disposed of on site or at an approved waste disposal facility.

**CONTAINER HANDLING:** Nonrefillable container. **DO NOT** reuse or refill this container. Triple rinse container (or equivalent) promptly after emptying. Triple rinse as follows: Empty the remaining contents into application equipment or a mix tank and drain for 10 seconds after the flow begins to drip. Fill the container  $\frac{1}{4}$  full with water. Recap and tighten closures. Tip container on its side and roll it back and forth, ensuring at least one complete revolution, for 30 seconds. Stand the container on its end and tip it back and forth several times. Turn the container over onto its other end and tip it back and forth several times. Empty the rinsate into application equipment or a mix tank or store rinsate for later use or disposal. Repeat this procedure two more times. Then offer empty container for recycling if available, or reconditioning if appropriate, or puncture and dispose of in a sanitary landfill, or by other procedures approved by state and local authorities.

FOR BULK AND MINI-BULK CONTAINERS

**CONTAINER HANDLING:** Refillable container. Refill this container with pesticide only. **DO NOT** reuse this container for any other purpose. Cleaning the container before final disposal is the responsibility of the person disposing of the container. Cleaning before refilling is the responsibility of the refiller. To clean the container before final disposal, empty the remaining contents from this container into application equipment or mix tank. Fill the container about 10 percent full with water. Agitate vigorously or recirculate water with the pump for 2 minutes. Pour or pump rinsate into application equipment or rinsate collection system. Repeat this rinsing procedure two more times. Before refilling, inspect thoroughly for damage such as cracks, punctures, bulges, dents, abrasions, and damaged or worn threads on closure devices. **REFILL ONLY WITH HEXAMITE 1AQ SELECT.** The contents of this container cannot be completely removed by cleaning. Refilling with materials other than HEXAMITE 1AQ SELECT will result in contamination and may weaken container. After filling and before transporting, check for leaks. **DO NOT** refill or transport damaged or leaking container.

*(continued)*

### STORAGE AND DISPOSAL *(cont.)*

CONTAINER IS NOT SAFE FOR FOOD, FEED, OR DRINKING WATER!

FOR EMERGENCY ASSISTANCE (SPILL, LEAK OR FIRE), CALL **CHEMTREC®** at **1-800-424-9300**, 24 hours per day, 7 days per week.

For other product information, contact Prime Source, a division of Albaugh, LLC or see Material Safety Data Sheet.

### NOTICE OF CONDITIONS OF SALE AND WARRANTY AND LIABILITY LIMITATIONS

**Important:** Read the entire Directions for Use and Notice of Conditions of Sale and Warranty and Liability Limitations before using this product. If terms are not acceptable return the unopened container for a full refund.

Our recommendations for use of this product are based on tests believed to be reliable. However, it is impossible to eliminate all risk associated with the use of this product. Crop injury, inadequate performance, or other unintended consequences may result due to soil or weather conditions, off target movement, presence of other materials, method of use or application, and other factors, all of which are beyond the control of Prime Source, a division of Albaugh, LLC. To the extent consistent with applicable law, all such risks shall be assumed by the Buyer and User.

Prime Source, a division of Albaugh, LLC warrants that this product conforms to the specifications on the label when used in strict conformance with Direction for Use, subject to the above stated risk limitations. TO THE EXTENT CONSISTENT WITH APPLICABLE LAW, PRIME SOURCE, A DIVISION OF ALBAUGH, LLC MAKES NO OTHER EXPRESS OR IMPLIED WARRANTY OF MERCHANTABILITY OR FITNESS FOR A PARTICULAR PURPOSE NOR ANY OTHER EXPRESS OR IMPLIED WARRANTY TO THE EXTENT CONSISTENT WITH APPLICABLE LAW, PRIME SOURCE, A DIVISION OF ALBAUGH, LLC'S EXCLUSIVE LIABILITY FOR ANY AND ALL LOSSES, INJURIES OR DAMAGES RESULTING FROM THE USE OR HANDLING OF THIS PRODUCT WHETHER IN CONTRACT, WARRANTY, TORT, NEGLIGENCE, OR ANY OTHER LEGAL THEORY IS STRICTLY LIMITED TO THE PURCHASE PRICE PAID OR REPLACEMENT OF PRODUCT, AT PRIME SOURCE, A DIVISION OF ALBAUGH, LLC'S SOLE DISCRETION.



44727AL0061

NET CONTENTS: 1 QUART



# HEXAMITE 1AQ SELECT

INSECTICIDE

HEXYTHIAZOX GROUP 10A ACARICIDE

<b>ACTIVE INGREDIENT:</b> Hexythiazox	<b>% By Wt.</b>
<i>trans</i> -5-(4-Chlorophenyl)-N-cyclohexyl-4-methyl-2-oxothiazolidine-3-carboxamide .....	11.80%
<b>OTHER INGREDIENTS*</b> .....	88.20%
<b>TOTAL:</b> .....	100.00%

Hexythiazox SPC contains 1.0 lb. active ingredient per gallon

\*Contains Petroleum Distillate

**KEEP OUT OF REACH OF CHILDREN  
CAUTION**

Refer to inside booklet for additional FIRST AID, PRECAUTIONARY STATEMENTS and complete DIRECTIONS FOR USE

EPA Reg. No. 89442-59

EPA Est. No. 48234-GA-001



**PRIME SOURCE**  
A DIVISION OF ALBAUGH, LLC

**Manufactured For:**  
Prime Source, a division of Albaugh LLC  
1525 NE 36th Street  
Ankeny, IA 50021



Open Here

PEEL BACK BOOK HERE

PF 199694 OUT

<b>FIRST AID</b>	
<b>IF ON SKIN OR CLOTHING</b>	<ul style="list-style-type: none"> <li>• Take off contaminated clothing.</li> <li>• Rinse skin immediately with plenty of water for 15-20 minutes.</li> <li>• Call a poison control center or doctor for treatment advice.</li> </ul>
<b>IF IN EYES</b>	<ul style="list-style-type: none"> <li>• Hold eye open and rinse slowly and gently with water for 15-20 minutes.</li> <li>• Remove contact lenses, if present, after the first 5 minutes, then continue rinsing.</li> <li>• Call a poison control center or doctor for treatment advice.</li> </ul>
<b>IF SWALLOWED</b>	<ul style="list-style-type: none"> <li>• Call a poison control center or doctor immediately for treatment advice.</li> <li>• <b>DO NOT</b> induce vomiting unless told to do so by the poison control center or doctor.</li> <li>• <b>DO NOT</b> give any liquid to the person.</li> <li>• <b>DO NOT</b> give anything by mouth to an unconscious person</li> </ul>
<b>IF INHALED</b>	<ul style="list-style-type: none"> <li>• Move person to fresh air.</li> <li>• If person is not breathing, call 911 or an ambulance, then give artificial respiration, preferably by mouth-to-mouth, if possible.</li> <li>• Call a poison control center or doctor for further treatment advice.</li> </ul>
<p><b>HOT LINE NUMBER:</b> Have the product container or label with you when calling a poison control center or doctor, or going for treatment. For additional information on this pesticide product, including health concerns, medical emergencies, or pesticide incidents, you may call <b>CHEMTREC®</b> at <b>1-800-424-9300</b>, 24 hours per day, 7 days per week.</p>	
<p><b>NOTE TO PHYSICIAN:</b> May pose an aspiration pneumonia hazard. <b>Contains petroleum distillate.</b> Vomiting may cause aspiration pneumonia.</p>	

## **PRECAUTIONARY STATEMENTS**

### **HAZARDS TO HUMANS AND DOMESTIC ANIMALS**

**CAUTION.** Contains petroleum distillate. Avoid contact with eyes, skin, or clothing. Causes moderate eye irritation. Harmful if swallowed, inhaled or absorbed through skin. Avoid breathing vapor or spray mist. Wash hands thoroughly with soap and water after handling and before eating, drinking, chewing gum, using tobacco, or using the toilet. Remove and wash contaminated clothing before reuse.

### **ENVIRONMENTAL HAZARDS**

This pesticide is toxic to fish and aquatic invertebrates. **DO NOT** apply directly to water, or to areas where surface water is present, or to intertidal areas below the mean high water mark. Drift and runoff from treated areas may be hazardous to aquatic organisms in neighboring areas. **DO NOT** contaminate water when cleaning equipment or when disposing of equipment washwaters.

### **PHYSICAL OR CHEMICAL HAZARDS**

**DO NOT** use, pour, spill or store near heat or open flame.

**DO NOT** mix or allow coming in contact with oxidizing agents. Hazardous chemical reaction may occur.

**PF 199694 IN**

## DIRECTIONS FOR USE

It is a violation of Federal law to use this product in a manner inconsistent with its labeling.

### STORAGE AND DISPOSAL

**DO NOT** contaminate water, food or feed by storage or disposal.

**PESTICIDE STORAGE:** **DO NOT** use or store near heat or open flame. Keep this product in its tightly closed original container. Store in a cool, dry (preferably locked) area that is away from other pesticides, fertilizers, food, or feed, in a place that is inaccessible to children and animals. Do not mix or allow coming in contact with oxidizing agent. Hazardous chemical reaction may occur.

**PESTICIDE DISPOSAL:** Wastes resulting from the use of this product may be disposed of on site or at an approved waste disposal facility.

**CONTAINER HANDLING:** Nonrefillable container. **DO NOT** reuse or refill this container. Triple rinse container (or equivalent) promptly after emptying. Triple rinse as follows: Empty the remaining contents into application equipment or a mix tank and drain for 10 seconds after the flow begins to drip. Fill the container ¼ full with water. Recap and tighten closures. Tip container on its side and roll it back and forth, ensuring at least one complete revolution, for 30 seconds. Stand the container on its end and tip it back and forth several times. Turn the container over onto its other end and tip it back and forth several times. Empty the rinsate into application equipment or a mix tank or store rinsate for later use or disposal. Repeat this procedure two more times. Then offer empty container for recycling if available, or reconditioning if appropriate, or puncture and dispose of in a sanitary landfill, or by other procedures approved by state and local authorities.

#### FOR BULK AND MINI-BULK CONTAINERS

**CONTAINER HANDLING:** Refillable container. Refill this container with pesticide only. **DO NOT** reuse this container for any other purpose. Cleaning the container before final disposal is the responsibility of the person disposing of the container. Cleaning before refilling is the responsibility of the refiller. To clean the container before final disposal, empty the remaining contents from this container into application equipment or mix tank. Fill the container about 10 percent full with water. Agitate vigorously or recirculate water with the pump for 2 minutes. Pour or pump rinsate into application equipment or rinsate collection system. Repeat this rinsing procedure two more times. Before refilling, inspect thoroughly for damage such as cracks, punctures, bulges, dents, abrasions, and damaged or worn threads on closure devices. **REFILL ONLY WITH HEXAMITE 1AQ SELECT.** The contents of this container cannot be completely removed by cleaning. Refilling with materials other than HEXAMITE 1AQ SELECT will result in contamination and may weaken container. After filling and before transporting, check for leaks. **DO NOT** refill or transport damaged or leaking container.

CONTAINER IS NOT SAFE FOR FOOD, FEED, OR DRINKING WATER!

FOR EMERGENCY ASSISTANCE (SPILL, LEAK OR FIRE), CALL **CHEMTREC®** at **1-800-424-9300**, 24 hours per day, 7 days per week.

For other product information, contact Prime Source, a division of Albaugh, LLC or see Material Safety Data Sheet.

PF 199694 BL

# PROOF

## THIS PROOF IS TO BE CHECKED FOR ACCURACY

Please review and approve **Text, Spelling, Copy Placement, Size, Shape, Colors** and **Dieline**.

**Authorized signature** accepts responsibility for accuracy of all copy, color break and artwork. Cimarron Label is not liable for any discrepancies subsequently identified.

**PLEASE NOTE:** Due to color variance between printers/monitors, the colors represented by this proof cannot be deemed accurate. Please refer to a color matching system such as the Pantone Matching System for a truer representation of spot colors.

**THIS PROOF IS NOT ACCURATE FOR COLOR-MATCH.**








*Dieline does not print.*

 **Cimarron Label**

Experts in Extended Text Labeling

4201 North Westport Ave. • Sioux Falls, SD 57107

Phone: (605) 978-0451 • Fax: (605) 978-0463

DATE	JOB NUMBER	CUSTOMER
02/28/22	199694	Albaugh
LABEL SIZE	INLINE SIZE	BOOKLET SIZE
4.25" x 4.5"	4.25" x 4.5"	4" x 3.5"
LABEL COLORS	INLINE "OUT" COLORS	INLINE "IN" COLORS
 BLK	 BLK  3272	 BLK
PATTERN VARNISH: <input checked="" type="checkbox"/> YES <input type="checkbox"/> NO		
	BOOKLET OUTSIDE COLORS	BOOKLET INSIDE COLORS
	 BLK  3272	 BLK

Form: CS 006ILB - 3/29/2017

**ARTWORK IS APPROVED**

**REVISED PROOF NEEDED**

**WE CANNOT PROCESS  
THIS ORDER WITHOUT AN  
AUTHORIZED SIGNATURE**

Signed \_\_\_\_\_ Date \_\_\_\_\_